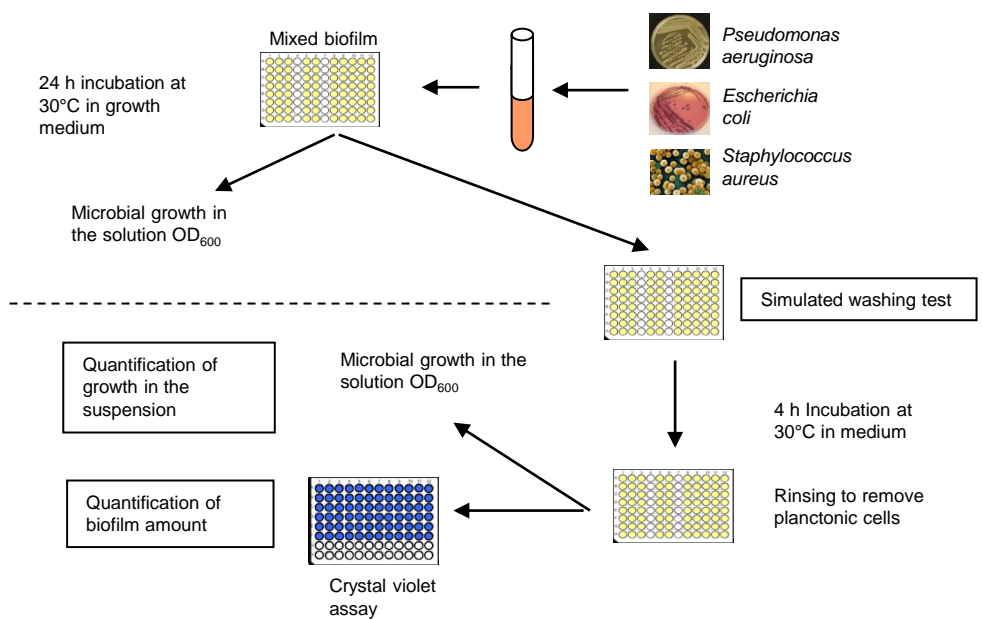


# A LAB-SCALE METHOD TO ASSESS THE IMPACT OF WASHING PARAMETERS ON BIOFILM FORMATION

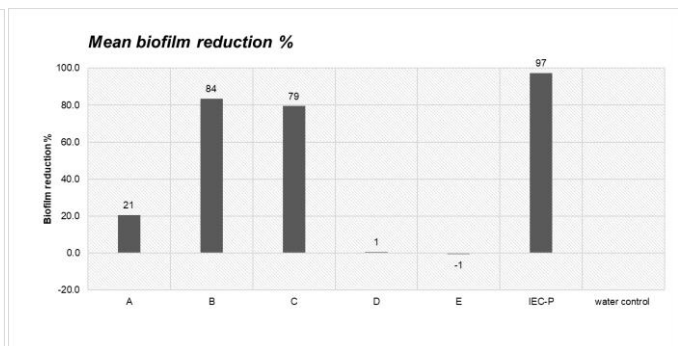
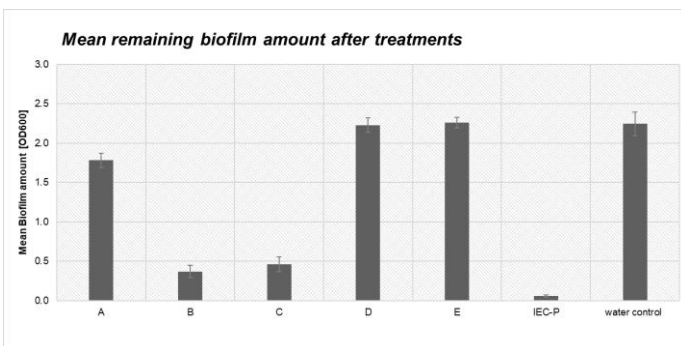
Biofilm formation in washing machines is a problem resulting in malodor of the washing machine and the freshly washed textiles. Furthermore, potential pathogenic germs can proliferate and form a potential health risk for sensitive people like the so-called YOPIs (Young, Old, Pregnant and Immuno-compromised). Biofilms are very difficult to remove once they have established on a surface. On the other hand, biofilm formation can not totally be avoided in a humid and nutrient-rich environment like a washing machine. A biofilm control strategy is needed.

The aim of the lab-scale test system, is to test the impact of single or combined parameters like water hardness, detergents, soil levels, temperature etc. on biofilm formation, is a very flexible and cost saving screening test system.

**Lab-scale test method:** The test microorganisms *P. aeruginosa*, *E. coli* and *S. aureus* are cultured and a mixed test germ solution is prepared. A multispecies biofilm is grown in a 96-well plate for 24 hours at 30°C. Afterwards a simulated washing test, repeated simulated washing tests or a treatment with a washing machine cleaner or a detergent can be performed to test the efficiency of a process or product against biofilms. The biofilm amount is determined by the crystal violet assay of O'Toole (2011). The amount of bound blue dye on the biofilm (crystal violet) gives a qualitative result for the remaining organic matter (live and dead biofilm cells and biofilm matrix).



**Lab-scale test method – results:** The removal of a mixed biofilm is expressed as % of reduction of biofilm amount in comparison to a water control. Washing machine detergent B, C and IEC-P were most effective in terms of biofilm removal in comparison to the water control.



## Literature

G. A. O'TOOLE (2011). Microtiter dish biofilm formation assay. *J Vis Exp*. 2011, Jan 30, 47, 2437